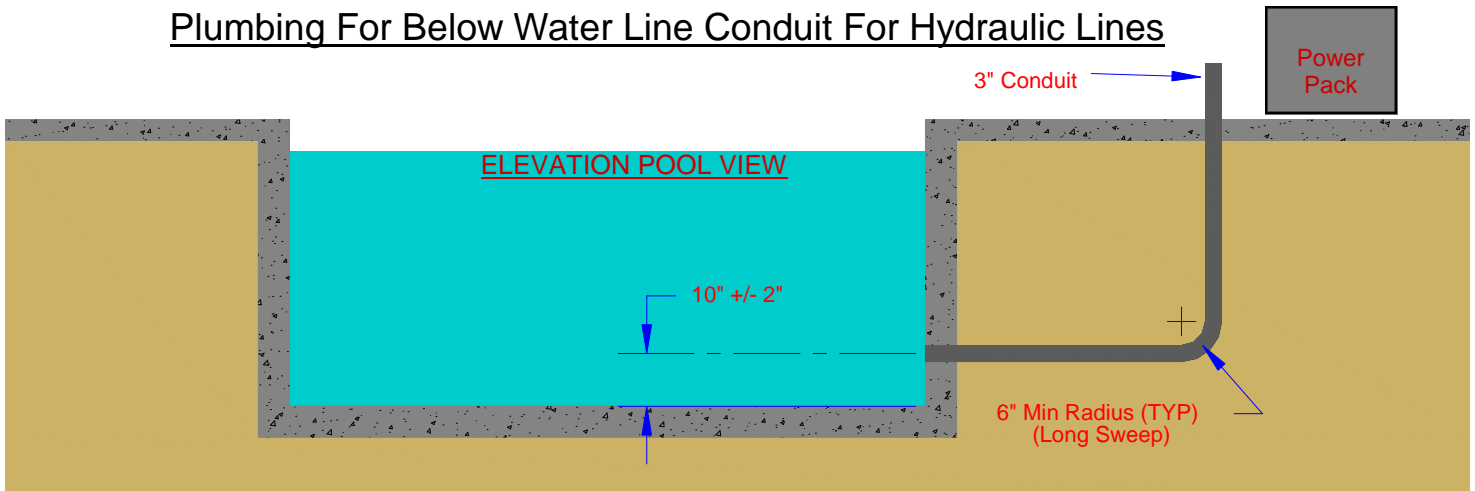


### Electrical Requirements:

- 208-240Volt, 1 Phase, 50/60 Hertz (50Hertz International), designated power circuit.
- Fuse for 30 Amp.
- If NO GFI is required use a 3 wire service If a GFI is required Hudson requires a
- Siemens 30-Amp Breaker - Model #QF230 Ground Fault Circuit Interrupter. Wire from the electrical panel to the GFCI using a 4 conductor wire. Wire from the GFCI to the Hudson control panel using 3 conductor wire.
- Metallic items must be bonded as per code.
- Hydraulic Power Pack is hard wired and requires an electrical disconnect (**not included**).
- Follow all National Electrical Manufacturers Association (NEMA), state, and local laws that may apply for this type of application.

### Plumbing For Below Water Line Conduit For Hydraulic Lines




Hydraulic and pneumatic hoses run from the AquaGAITERs Hydraulic Power Pack to the AquaGAITER. If these hoses were to run across the pool deck they can be a tripping hazard. To prevent this hazard conduit can be installed below ground from the location of the AquaGAITER's Hydraulic Power Pack to a location in the pool wall near where the AquaGAITER's will be located as seen in the diagram above. This conduit needs to be:


- 3" (7.6cm) diameter pipe approved for direct burial. The pipe will be flooded with pool water and must be water tight.
- 6" (15cm) minimum radius "long sweeps" required at all bends.
- Entrance into pool wall to be 8"-12" (20-1cm) above pool floor
- Pipe stub for Hydraulic Power Pack to be 6" (15cm) higher than pool water level to prevent pool water drainage.
- **The pipe will be flooded with pool water so it must be pressure tested prior to back fill for leaks.**
- The AquaGAITER can come with 20'-80' (6m-24m) lengths of hydraulic/pneumatic hoses depending on your application. Any lengths longer than 80' (24m) must be reviewed by Hudson Engineers.
- When calculating hose length from AquaGAITER to Hydraulic Power Pack, Include 6' (2m) of extra hose for maintenance.



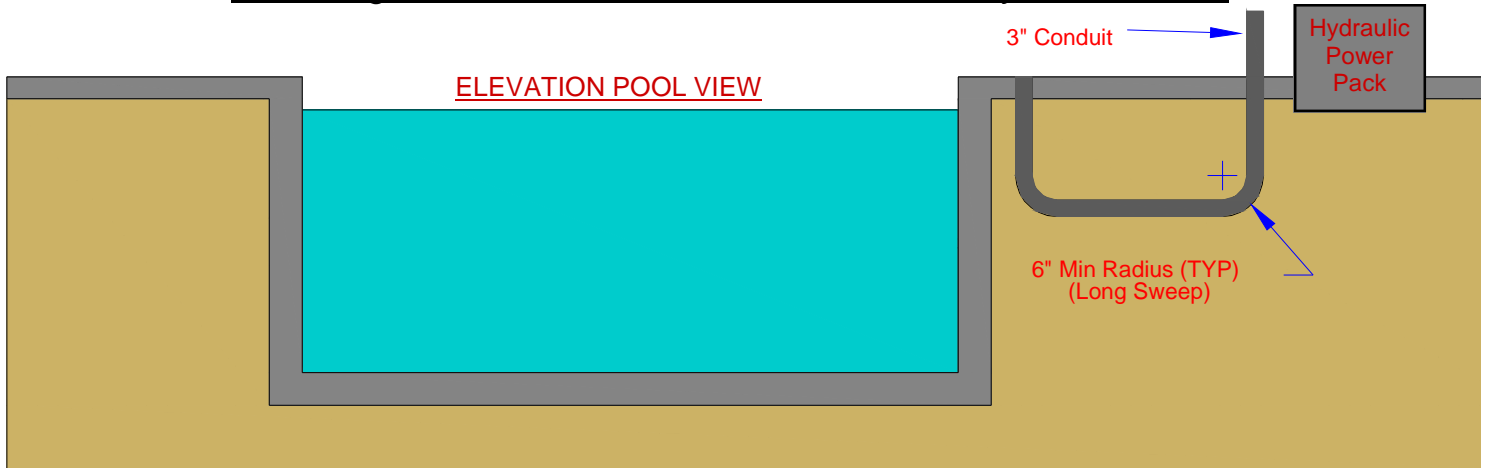
Conduit into mechanical room



Conduit in pool wall



## Plumbing For Above Water Line Conduit For Hydraulic Lines



Hydraulic & pneumatic hoses run from the AquaGAITERS Hydraulic Power Pack to the AquaGAITER. If these hoses were to run across the pool deck they can be a tripping hazard. To prevent this hazard a conduit line can be run below ground from the location of the AquaGAITERS Hydraulic Power Pack to a location near the pool wall where the AquaGAITER will be located as seen in the diagram above. This conduit needs to be:

- 3" diameter pipe approved for direct burial.
- 6" minimum "long sweeps" required at all bends.
- The AquaGAITER can come with 20' - 80' (6m-24m) lengths of hydraulic/pneumatic hose depending on your application. Any lengths longer than 80' (24m) must be reviewed by Hudson Engineers.
- When calculating hose length from AquaGAITER to Hydraulic Power Pack, include 6' (2m) of extra hose for maintenance.

### Optional Remote Display



Remote Display offers:

- Displays: Time, Speed & Distance
- Auto Reset after 5 minutes
- Reset button < 5minutes
- Speed controls for the Therapist

	US	METRIC
<b>Treadmill</b>		
Frame Size	72Lx34Wx68H	1.8Lx.9Wx1.7H
Pool Space Required	36 x 80in	91 x 203cm
Treadmill Weight	195lbs	88Kg
Running Surface	22 x 58in	56 x 147cm
Water Depth	12-60in	30cm-1.5M
<b>Power Unit</b>		
Weight	120lbs	54Kg
Space Required	30x30x30in	76x76x76cm
<b>Optional Wall Display</b>		
Overall Dimension	16Wx12Hx6Din	40x30x5cm
Character Height	3in	7.6cm

### Hudson Aquatic Systems. LLC

1100 Wohlert Street  
 Angola, IN 46703  
 Phone (888)206-7802, Fax (260)665-8069  
 www.hudsonaquatic.com, Info@hudsonaquatic.com

### Flow Chart

